



MK5045

Schottky Bypass Diode Module

Features/

High frequency operation /
 Low forward voltage drop/
 High purity, high temperature epoxy encapsulation for enhanced mechanical strength and moisture resistance /
 long term reliability/

Typical Applications/

Photovoltaic solar cell protection schottky rectifier/

Mechanical Data/

Package/ : GF030S
 Molding compound meets UL 94 V-0 flammability rating/
 UL 94 V-0
Terminals/ : Tin plated leads, solderable per J-STD-002 and JESD 22-B102/
 J-STD-002 JESD 22-B102
Polarity/ : As marked/

Maximum Ratings (Ta=25 Unless otherwise specified / (Ta=25)

PARAMETER	SYMBOL	UNIT	MK5045
Device marking code			MK5045
Repetitive Peak Reverse Voltage	VRRM	V	45
Average Rectified Output Current @60Hz half sine-wave, R-load, Ta=25 60Hz Ta=25	Io	A	50
Surge(Non-repetitive)Forward Current@60Hz half sine-wave, 1 cycle, Ta=25 () 60Hz Tj =25	IFSM	A	700
Current Squared Time @1ms t<8.3ms Tj=25 (1ms t<8.3ms Tj =25)	I²t	A²s	2030
Storage Temperature	Tstg		-55 ~+150

Junction Temperature/

IN DC Forw Curren

Curre Ä

a Ä



MK5045

Thermal Characteristics $T_a=25$ Unless otherwise specified / ($T_a=25$)

PARAMETER	SYMBOL	UNIT	MK5045
Thermal Resistance 1	R J-C	°C/W	1.0

Note (1) Thermal resistance from Between junction and case, On glass-epoxi substrate.

(1) (1) Pn

Ordering Information (Example) / ()

PREFERRED P/N	UNIT WEIGHT(g) ()	MINIIMUM PACKAGE(pcs) ()	OUTER CARTON QUANTITY(pcs) ()	DELIVERY MODE
MK5045	Approximate 5.5 5.5 /	30	1500	Tube

Characteristics (Typical) / ()

FIG1:Io -Tc Curve
Io-Tc

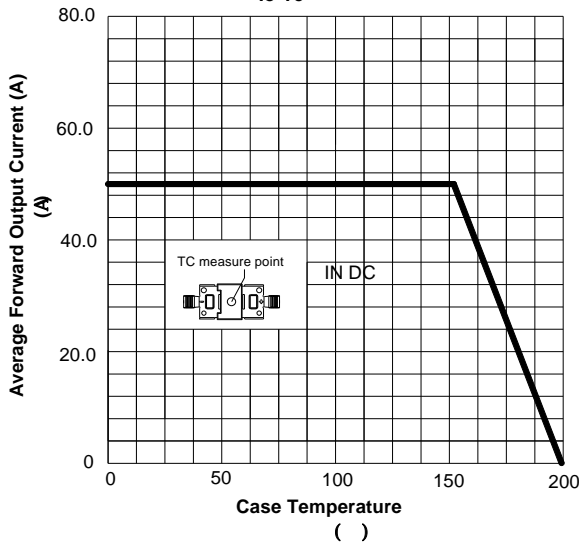


FIG2:Surge Forward Current Capability

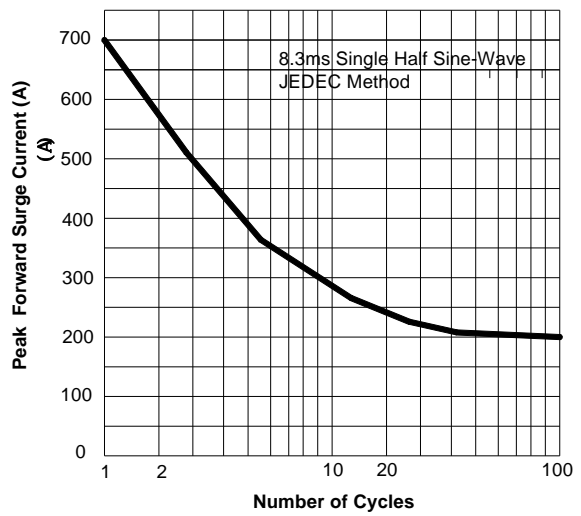


FIG3: Forward Voltage

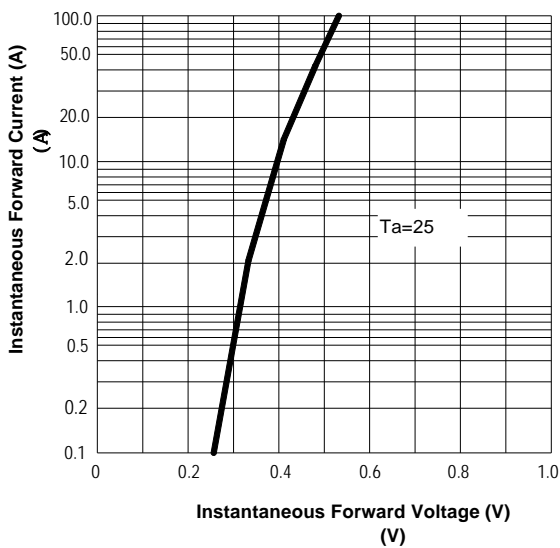
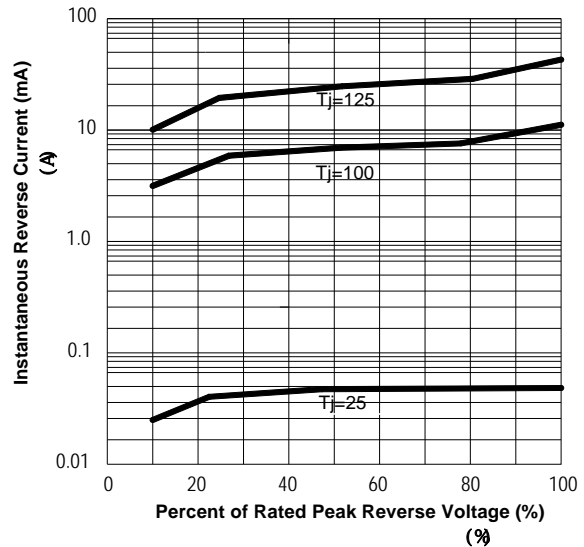
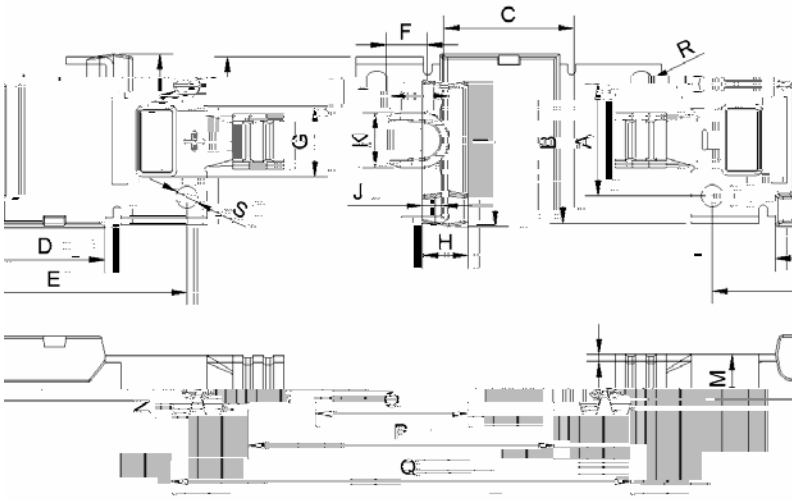


FIG4: Typical Reverse Characteristics





Outline Dimensions /



DIM	MM		NOTE
	MIN	MAX	
A	10.5	11.5	
B	15.9	16.9	
C	12.6	13	
D	11.23	12.23	
E	25.5	26.5	
F	3.5	4.5	
G	6.5	7.5	
H	4.3	4.7	
I	16.5	17.5	
J	1.7	2.1	
K	5	5.8	
L	5.6	6	
M	4.4	5	
N	0.6	0.8	
O	14.73	15.13	
P	29.5	30.5	
Q	44.5	45.5	
R	2.35	2.65	
S	2	2.3	



Disclaimer

The information presented in this document is for reference only. Yangzhou Yangjie Electronic Technology Co., Ltd. reserves the right to make changes without notice for the specification of the products displayed herein to improve reliability, function or design or otherwise.

The product listed herein is designed to be used with ordinary electronic equipment or devices, and not designed to be used with equipment or devices which require high level of reliability and the malfunction of which would directly endanger human life (such as medical instruments, transportation equipment, aerospace machinery, nuclear-reactor controllers, fuel controllers and other safety devices), Yangjie or anyone on its behalf, assumes no responsibility or liability for any damages resulting from such improper use of sale.

()