


V_{RRM}	650 V
I_F 135°C	10 A
Q_C	25 nC

Positive temperature coefficient
 Temperature-independent switching
 Maximum working temperature at 175 °C
 Unipolar devices and zero reverse recovery current
 Zero forward recovery voltage
 Essentially no switching losses
 Reduction of heat sink requirements
 High-frequency operation
 Reduction of EMI



Typical applications are in power factor correction(PFC), solar inverter, uninterruptible power supply, motor drives, photovoltaic inverter, electric car and charger.

: TO-220AC

Molding compound meets UL 94 V-0 flammability rating, RoHS-compliant, halogen-free

: Tin plated leads

: As marked

($T_C=25$ Unless otherwise specified)

Device marking code			D106506PQG2
Reverse voltage (repetitive peak) @ $T_j=25^\circ\text{C}$	V_{RRM}	V	650
Reverse voltage (Surge Peak) @ $T_j=25^\circ\text{C}$	V_{RSM}	V	650
Reverse voltage (DC) @ $T_j=25^\circ\text{C}$	V_{DC}	V	650
Continuous forward current @ $T_c=25^\circ\text{C}$	I_F	A	21
Continuous forward current @ $T_c=135^\circ\text{C}$			10
Continuous forward current @ $T_c=157^\circ\text{C}$			6
Non-repetitive peak forward surge current @ $T_c=25^\circ\text{C}$, $t_p=10\text{ms}$, Half Sine Wave	I_{FSM}	A	65
Power Dissipation @ $T_c=25^\circ\text{C}$	P_{TOT}	W	84
Power Dissipation @ $T_c=110^\circ\text{C}$			36
i^2t Value @ $T_c=25^\circ\text{C}$, $t_p=10\text{ms}$	i^2t	A^2S	21
Operating junction and Storage temperature range	T_j, T_{stg}	$^\circ\text{C}$	-55 to +175



Forward voltage drop	V_F	V	$I_F=6A, T_J=25^\circ C$	1.31	1.5
			$I_F=6A, T_J=175^\circ C$	1.65	-
Reverse leakage current	I_R	μA	$V_R=650V, T_J=25^\circ C$	0.5	25
			$V_R=650V, T_J=175^\circ C$	5	-
Total capacitive charge	Q_C	nC	$V_R=400V, T_J=25^\circ C, Q_C=\int_0^{V_R} I_C(V)dV$	25	-
Total capacitance	C	μF	$V_R=0V, f=1MHz$	378	-
			$V_R=200V, f=1MHz$	51	-
			$V_R=400V, f=1MHz$	49	-
Capacitance Stored Energy	E_C	μJ	$V_R=400V$	3	-

($T_a=25$ Unless otherwise specified)

Thermal resistance	R_{J-C}	$^\circ C/W$	1.78

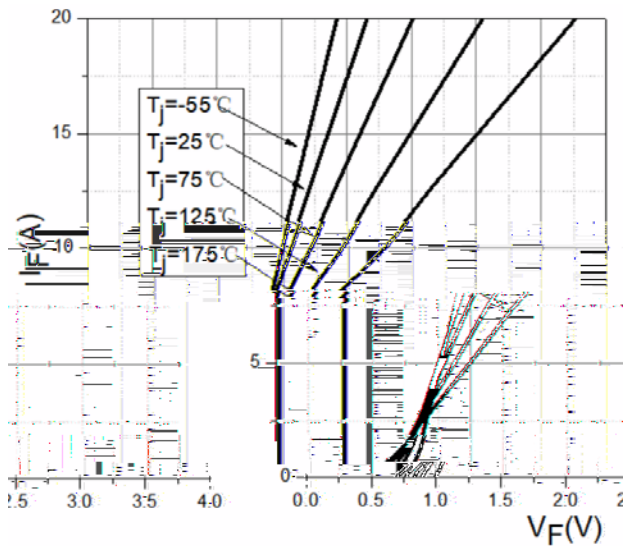


Figure 1. Forward Characteristics

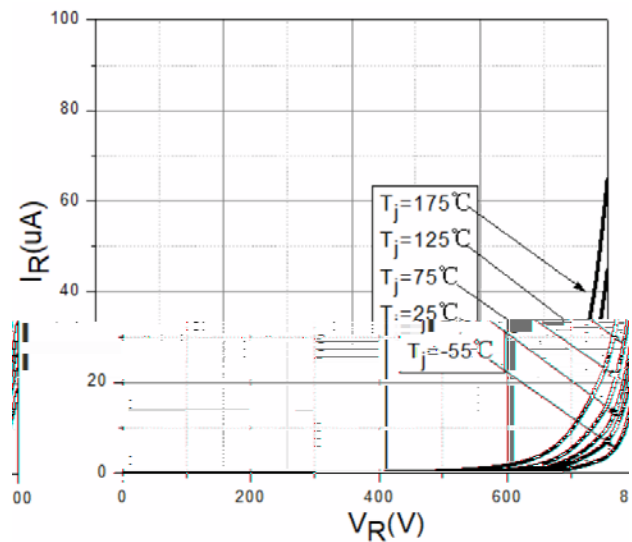
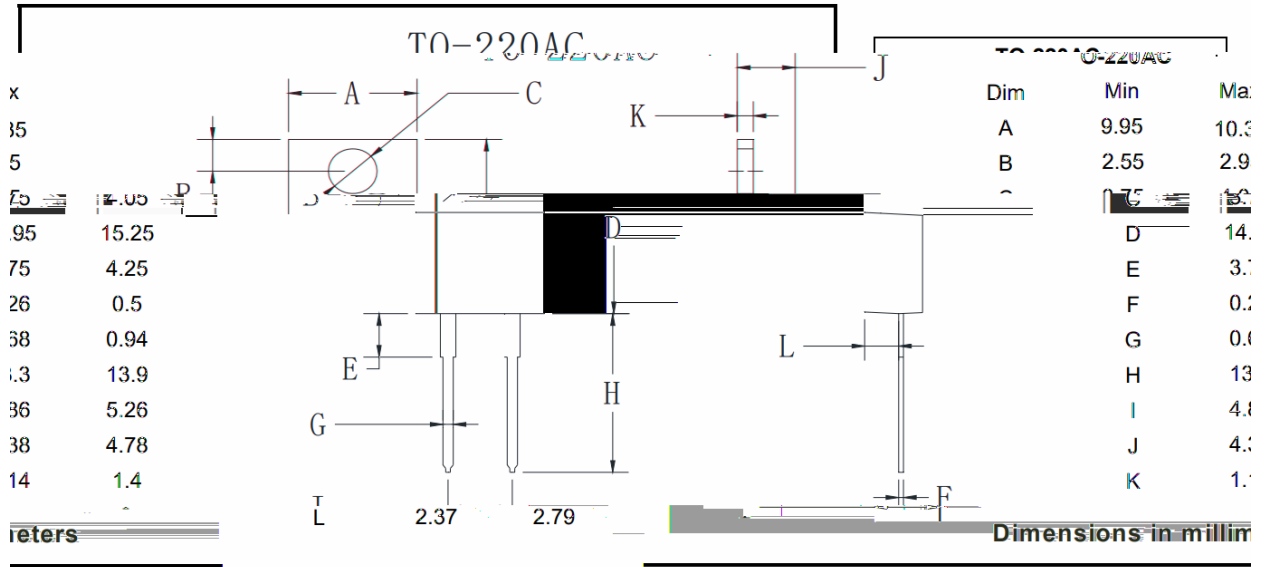


Figure 2. Reverse Characteristic







The information presented in this document is for reference only. Yangzhou Yangjie Electronic Technology Co., Ltd. reserves th